

# First Foundation Bank: Commercial Online and Business Online

## FFB Apps and Security Software Setup Guide

### **Table of Contents:**

- Choose Security Software and Types
  - How to Download Security Software
- FFB Secure Browser
  - Install for Windows
  - Install for Mac
  - How to Activate
  - Logging In
- FFB Desktop Token
  - How to Enable
  - How to Use and Generate a Passcode
- SMS
  - Registration
- FFB Business Mobile and FFB Business Token
  - Where to Download
  - How to Register and Activate

## Choose Security Software

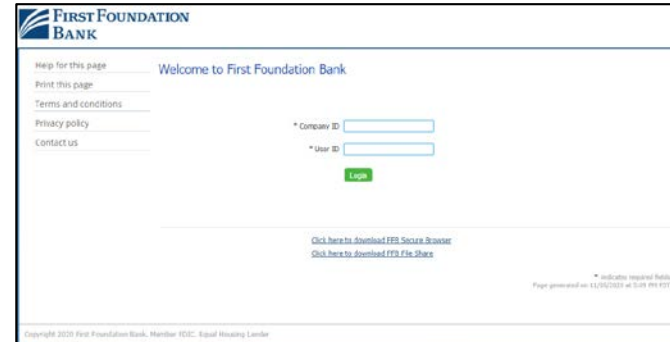
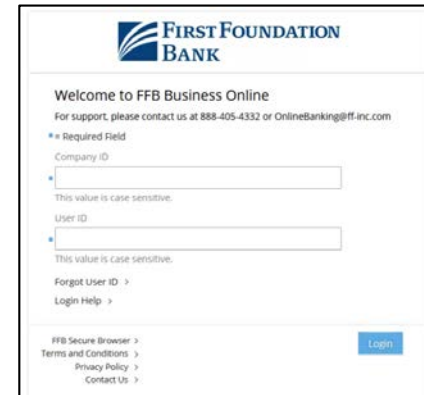
Our Security Software helps protect your Online Banking and Mobile Banking session.

- Activate it with the software activation key sent by the Bank via secure email or by your Administrator. Your Activation Key is also located under My Settings >> My Profile while logged in.
- Required for Initiating or Approving Wires and ACH Payments; and to add or edit User Access

Software Type	Advantage	How You Use it	Get the Software
<b>FFB Secure Browser</b> <i>*Best Choice</i>	Our recommended and highest PC security option, the FFB Secure Browser doesn't require a separate token code. This makes logins and approvals faster.	<ol style="list-style-type: none"> <li>1. Login with this FFB Secure Browser</li> <li>2. Approve transactions with your customized passcode</li> <li>3. Allows different users to login using the same browser installation.</li> </ol>	Find the FFB Secure Browser link on the Business Online or Commercial Online Login Page.
<b>FFB Desktop Token</b>	Installed on your PC, it generates a token code to use in your standard browser session.	<ol style="list-style-type: none"> <li>1. Login with your Internet Explorer, Chrome, Firefox, or Safari browser.</li> <li>2. Use your FFB Desktop Token code to approve transactions when prompted in your browser.</li> </ol>	Find the FFB Desktop Token link on the Business Online or Commercial Online Login Page.
<b>Mobile Token App</b>	Take this portable token wherever you take your mobile or tablet device. It generates a token code to use in your standard browser session.	<ol style="list-style-type: none"> <li>1. Login with your Internet Explorer, Chrome, Firefox, or Safari browser.</li> <li>2. Use your Mobile Token App code to approve transactions when prompted in your browser.</li> </ol>	Search for "FFB Business Token" in the Apple App Store or Google Play Store.
<b>Mobile Banking App</b> <i>Mobile Convenience</i>	Secure banking on your mobile phone or tablet, this app doesn't require a separate token, enables faster logins or approvals, and allows fingerprint and face recognition login.	<ol style="list-style-type: none"> <li>1. Login with the Mobile App.</li> <li>2. Approve transactions with your customized passcode.</li> <li>3. App dedicated to a single user, the phone owner.</li> </ol>	Search for "FFB Business" in the Apple App Store or Google Play Store.

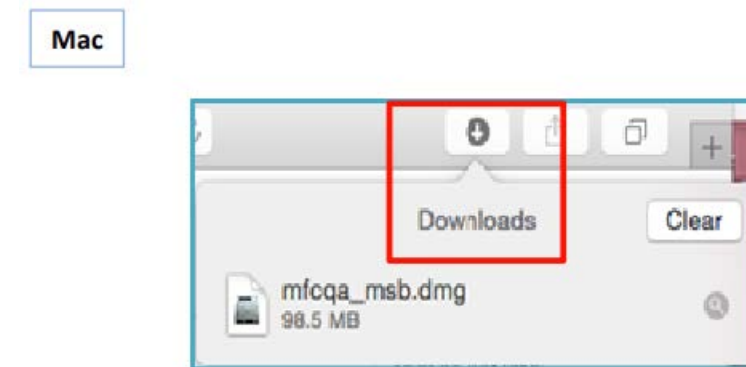
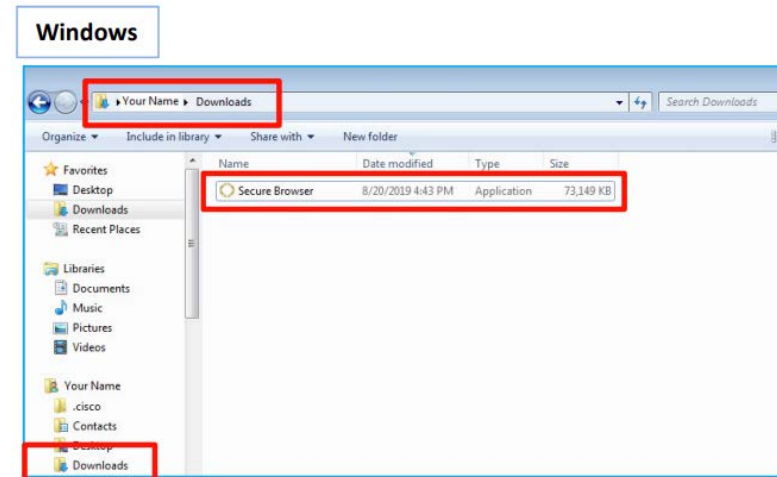
## How to Download Security Software

- The Commercial Online login is at <https://firstfoundation.olbanking.com/>
- Find the link to download either the:
  - FFB Secure Browser
  - FFB Desktop Token (*coming soon*)
  - FFB File Share (*covered separately*)
- The Business Online login is at <https://firstfoundation.olbanking.com/smallbusiness/>
- Find the link to download the FFB Secure Browser.  
NOTE: The FFB Desktop Token is not available for Business Online.
- For Mobile or Tablet Apps, go to the Apple App Store or the Google Play Store, search for First Foundation Bank, and install the apps as needed:
  - FFB Business
  - FFB Business Token


## How to Download Security Software – Helpful Tips

1. Windows and Mac are supported. Make sure:
  - a. Your Internet Connection is working
  - b. Your computer meets the system requirements (the Windows and Mac requirements are on the following pages)
  - c. You have administrator rights on you PC or you get help from your Information Technology support resource to install the software.
  - d. You have the software Activation Key that you received from First Foundation Bank or your administrator. It may have been sent to you via secure email. For help, call us at (888)405-4332; option 2 then 4 from 8am to 5pm, Pacific Time; Monday to Friday.
  - e. You have saved your work, and quit all your open computer applications. You must restart your computer after your installation.
2. The download file can typically be found in the Downloads folder of your PC.



## FFB Secure Browser –System Requirements Windows and Mac

### Windows System Requirements

- Either a 32 or 64 bit operating system
- Windows 7
  - 1 GHz or more Intel Pentium 4 microprocessor (or later)
  - 2GB of RAM
  - 16 GB (32bit) or 20 GB (64bit) Hard Drive space (minimum)
- **Windows 8, 8.1, and 10**
  - Dual core 2 GHz or more microprocessor
  - Pentium 4 microprocessor (or later)
  - 2GB of RAM (32bit) or 4GB of RAM (64bit)
  - 16 GB (32bit) or 20 GB (64bit) of Hard Drive space (minimum)

### Mac System Requirements

- Yosemite (10.10), El Capitan (10.11), Sierra (10.12), High Sierra (10.13), Mojave (10.14), Catalina (10.15), Big Sur (11.0)
  - 2 GB of RAM (4 GB recommended)
  - 10 GB of Hard Drive Space

### ▪ Keyboard Compatibility

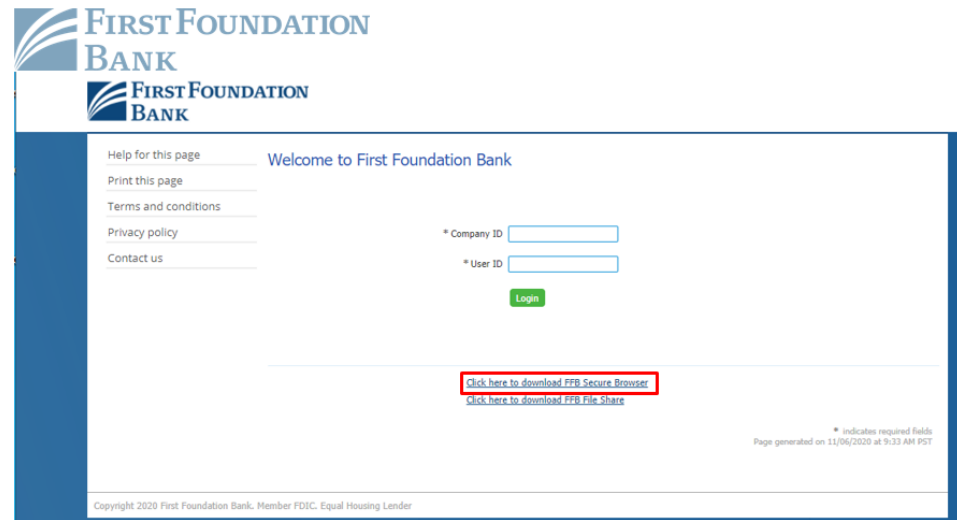
- Computers must have a Personal System/2 (PS/2) style or USB Human Interface Device (HID) keyboard installed
- 

### No Support Provided for:

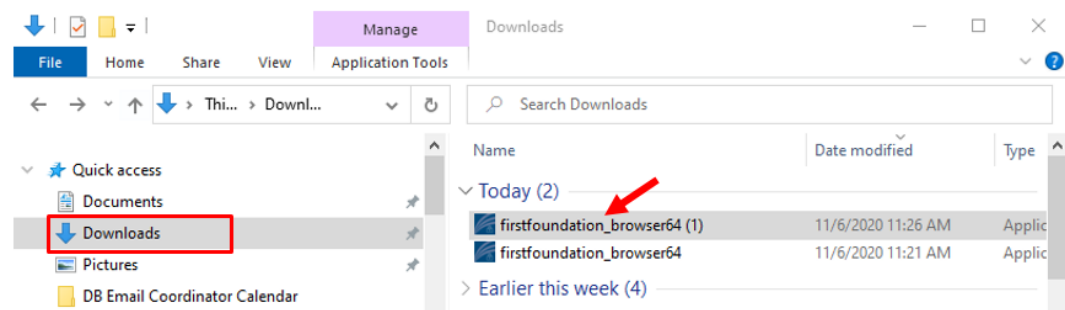
- Installing the 64-bit version of Secure Browser on a 32-bit version of Windows.
- Installing the 32-bit version of Secure Browser on a 64-bit version of Windows.
- Windows Server
- Windows Phone or Windows 10 Mobile
- Windows 10 S (preinstalled on 2017 Surface Laptop and Surface Pro hardware)
- Note that Simple Remote Desktop Protocol (RDP) and virtual machine installations support Secure Browser in most cases. However, we do not support installing in Remote Desktop Services (RDS, formerly Terminal Services) and multi-user thin-client virtual desktop infrastructure (VDI) environments due to common issues with keyboard encryption, snapshot management and folder redirection, depending on how you configured the environment.

## FFB Secure Browser – How to Install for Windows

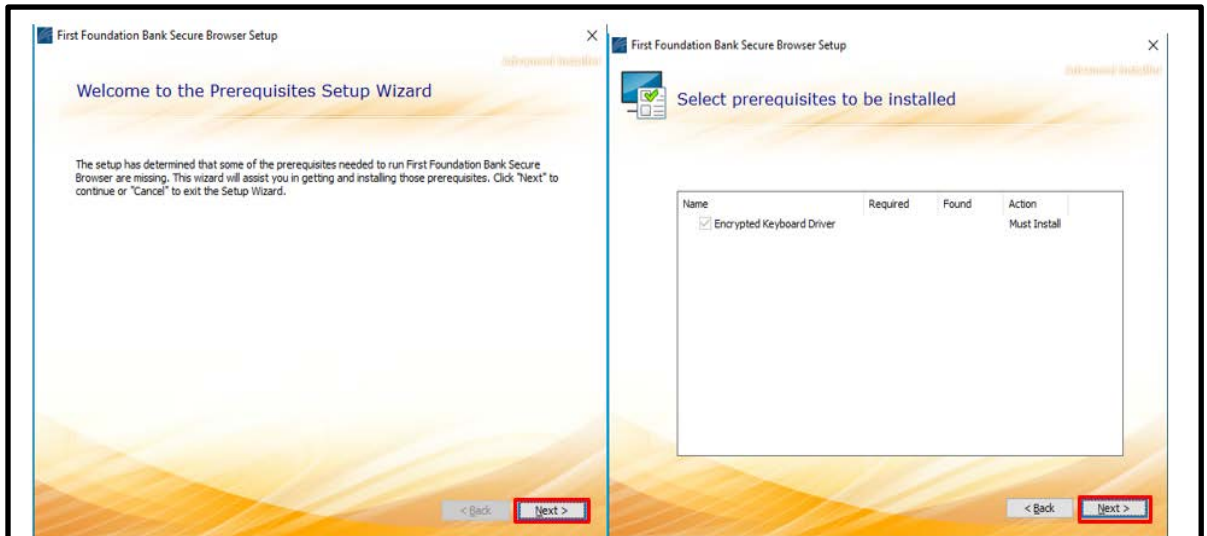
1. The Commercial Online login is at <https://firstfoundation.olbanking.com/> find the link to download the FFB Secure Browser. Locate **FFB Secure Browser** click to start the download.



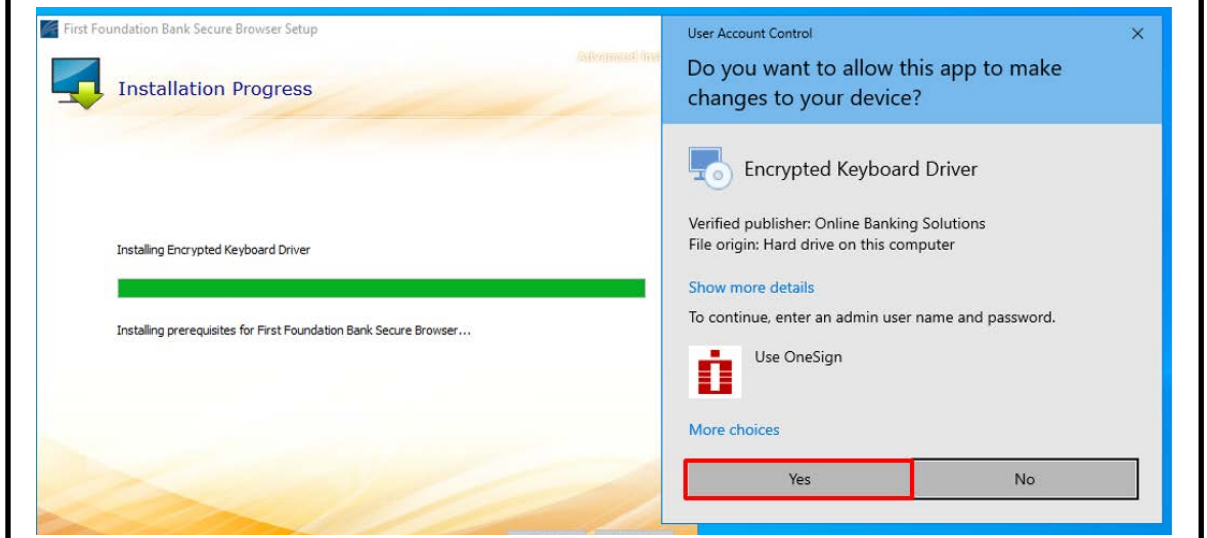
2. For windows PCs, launch the **.exe** file located under **Downloads** (or wherever your browser's default Downloads folder is located), and open the downloaded file.



3. Click **Next** for both prompts.

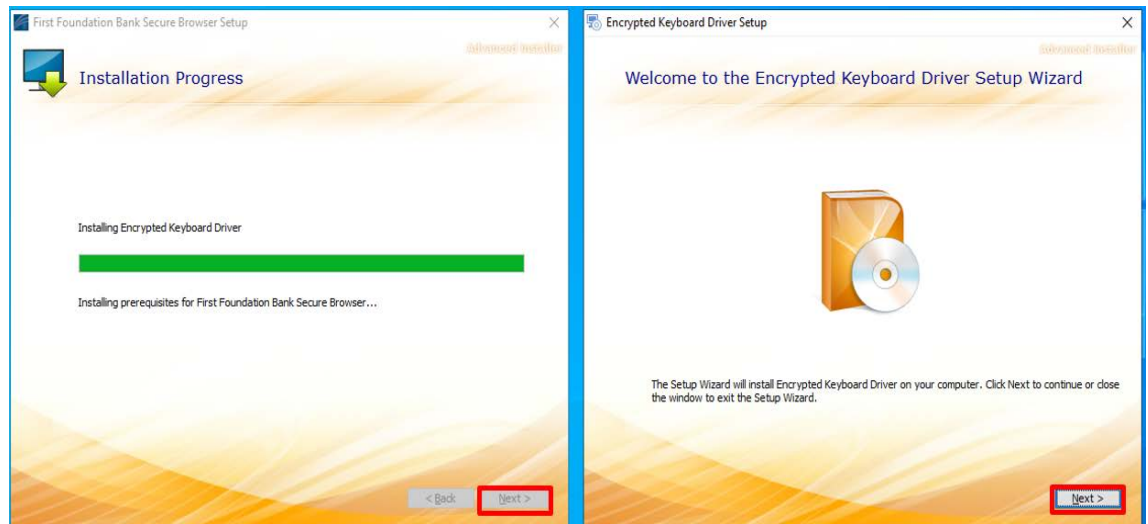


4. If promoted, select **Yes** to allow the program should be allowed to make changes to the PC.



5. Enter your admin login credentials then click **OK**.  
**NOTE:** If you are not an administrator your IT will need to assist with your install.

6. Select Next on both prompts





7. Click **Close** then a message to restart your PC will appear click **Yes**.

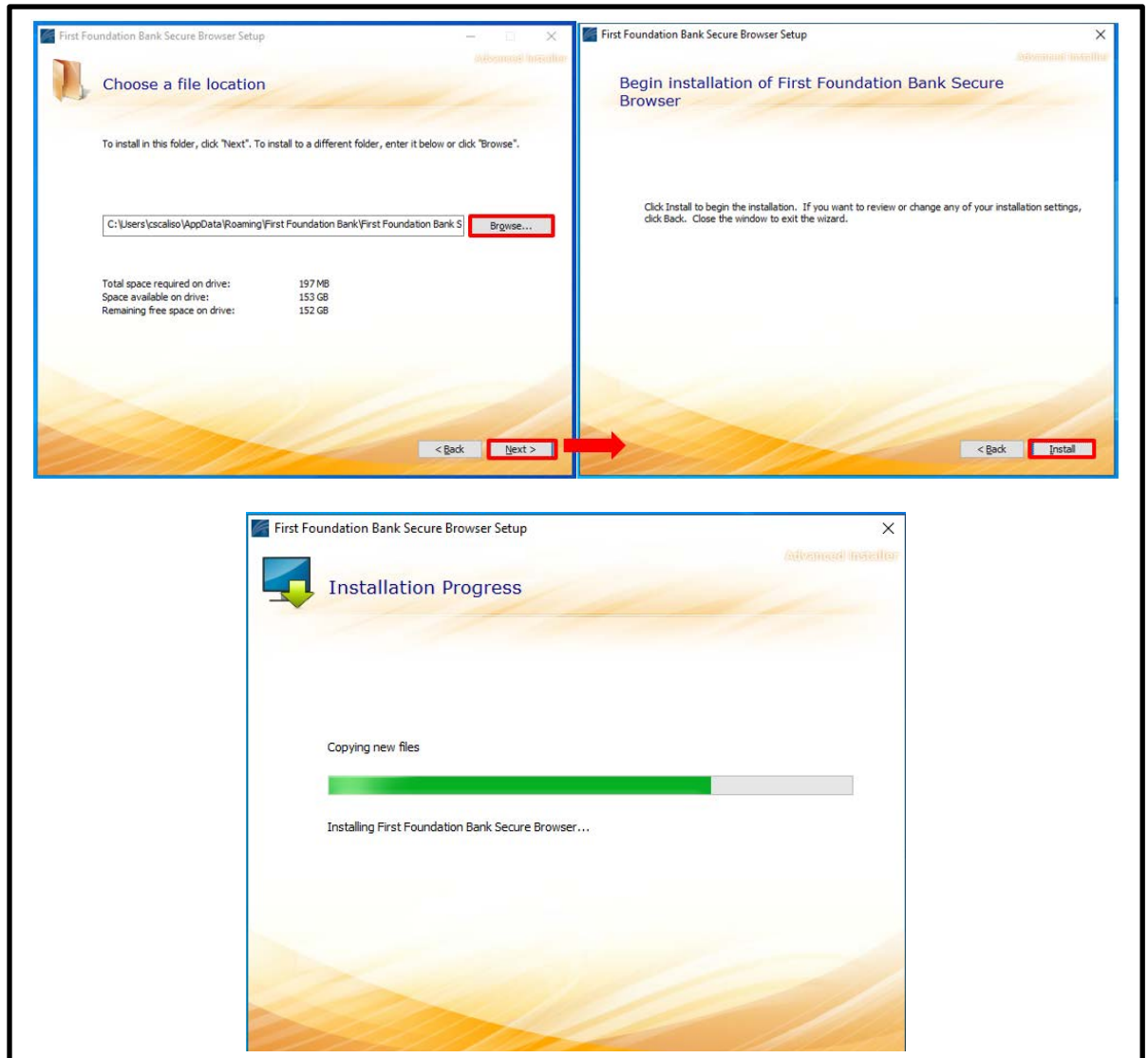
8. After the restart is complete the prompt below will appear, click **Next**.



9. Choose the file installation location. Keep the suggested location or select browse to install at a different location. Click **Next** then **Install**.

Installation may take a few minutes to complete.

Restart your computer once complete.

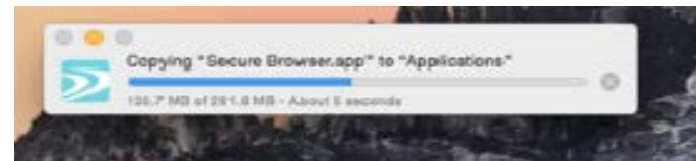
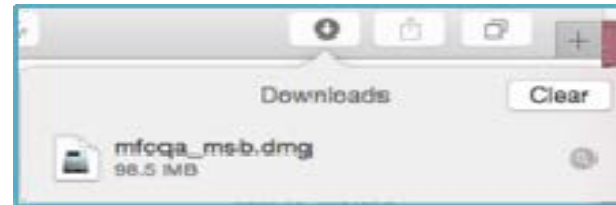


## FFB Secure Browser – How to Install for Mac

1. For Mac, find the installer program wherever you saved it your computer, typically in the **Downloads** folder

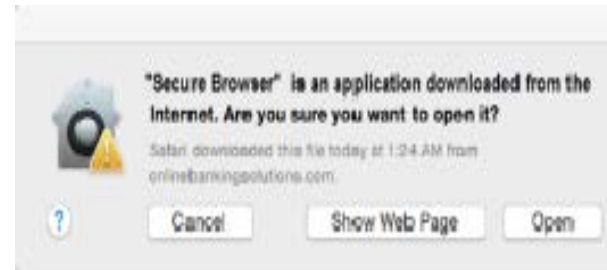
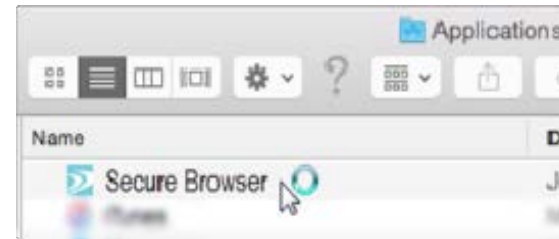
2. Drag and drop the secure browser icon onto your **Applications** folder

3. A progress bar will display



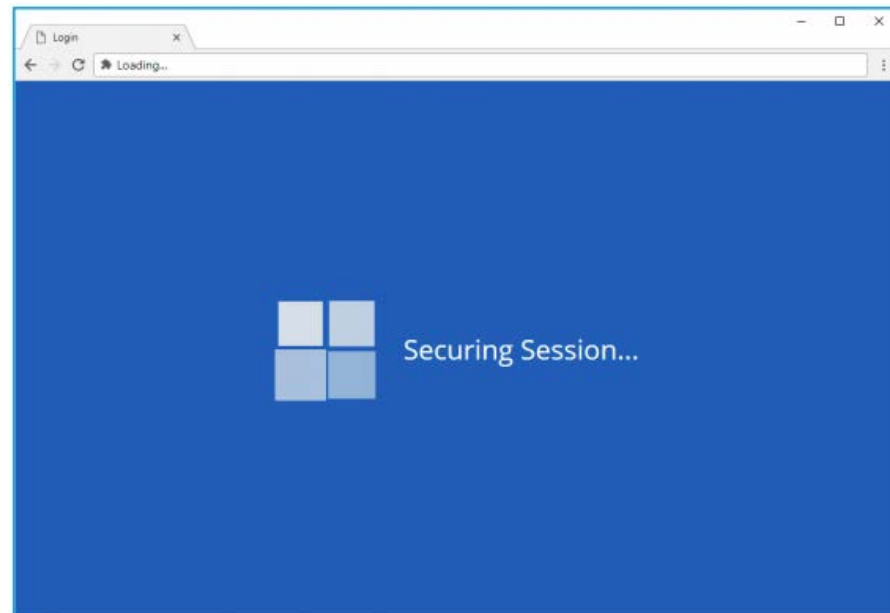
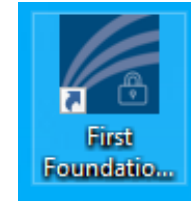
4. Locate and launch the secure browser in your **Applications** folder.

5. If prompted, confirm the secure browser is allowed to download by selecting **Open**. Now you will activate your software (instructions on the following pages).

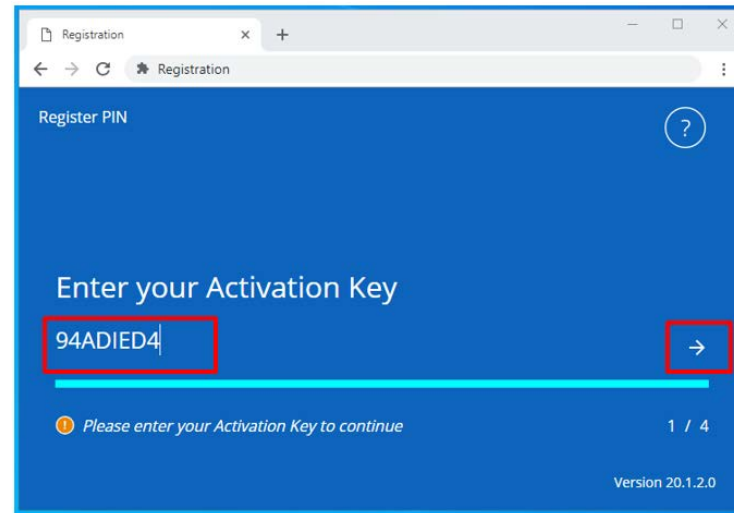


## FFB Secure Browser – How to Activate

1. Locate the FFB Secure Browser installed program icon or shortcut and launch the application. The FFB Secure Browser will start.



2. To **Enter Your Activation Key**, locate the 8 digit alpha-numeric code (not case sensitive) that was either sent by the Bank via Secure Email, or it was given to you by your company administrator. You can also find your activation in your online banking profile under My Settings > My Profile. If you cannot locate your code, contact your company administrator or call us at (888)405-4332 Ext. 2 from 8am to 5pm, Pacific Time Monday to Friday.
3. Click the **right arrow** to continue.
4. Create your 6-12 alphanumeric PIN that works like a password. You will use this to login using the FFB Secure Browser, and to verify or approve wire, ACH, and user administration transactions.
5. Select the **right arrow** to continue.



Registration

Register PIN

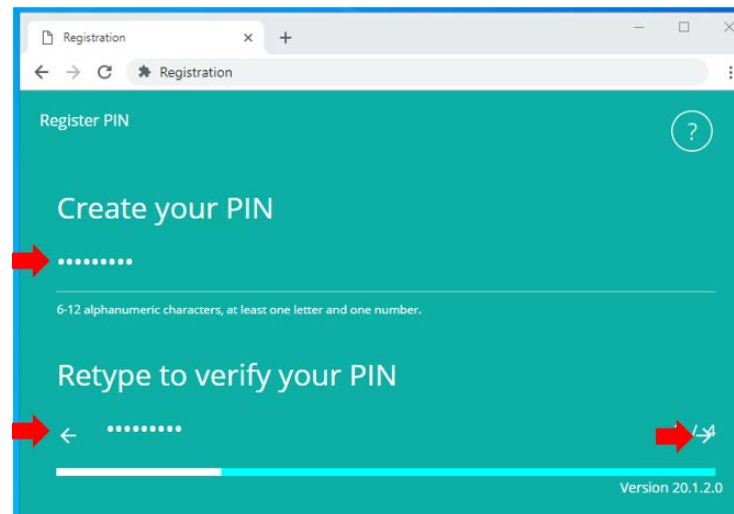
Enter your Activation Key

94ADIED4

→

Please enter your Activation Key to continue 1 / 4

Version 20.1.2.0



Registration

Register PIN

Create your PIN

.....

6-12 alphanumeric characters, at least one letter and one number.

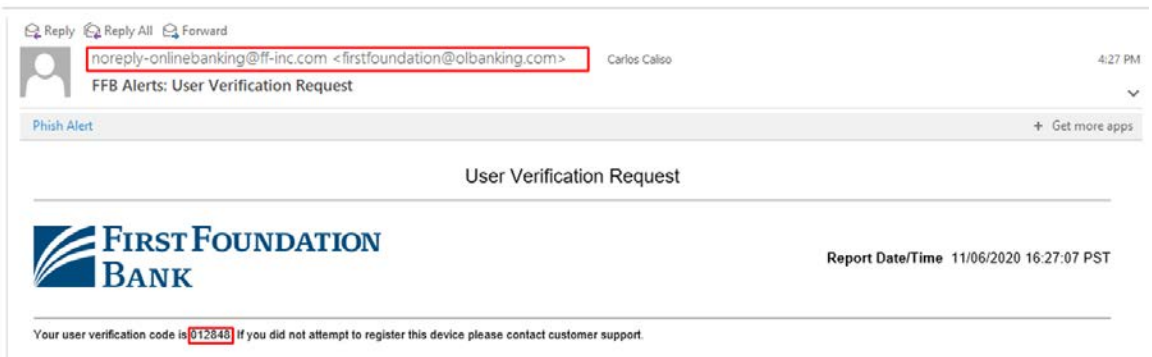
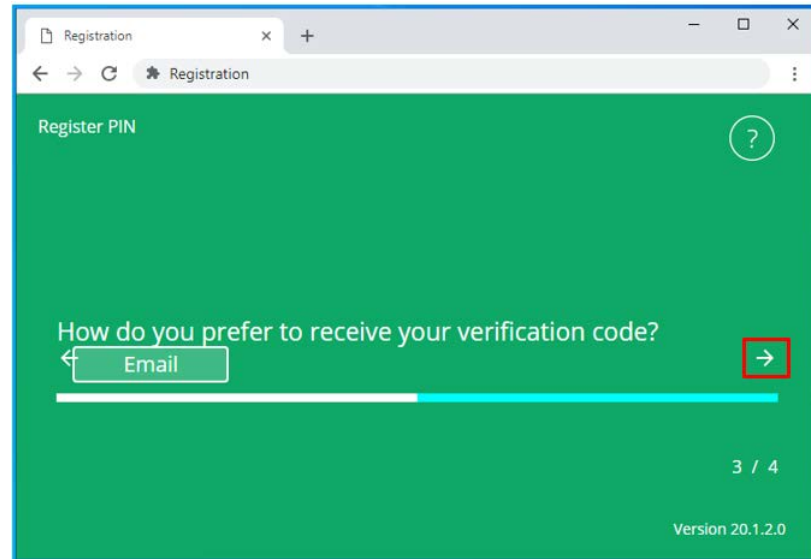
Retype to verify your PIN

← ..... →

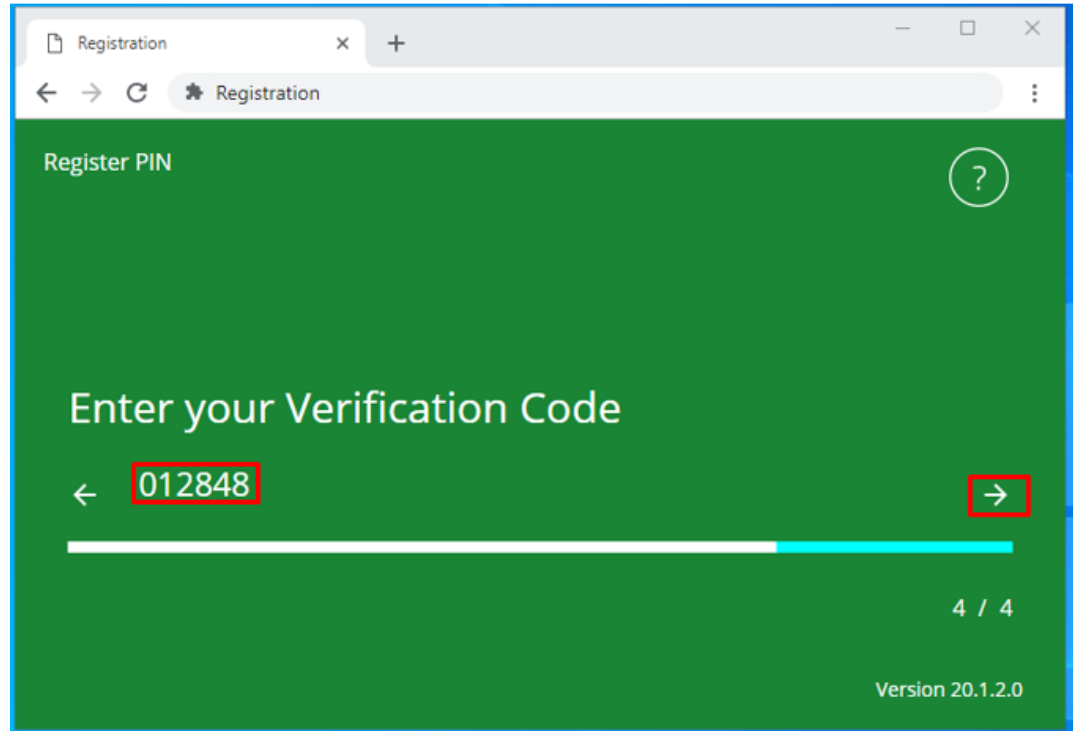
Version 20.1.2.0

6. Select to receive a verification code via email and select the **right arrow** to continue.  
**NOTE:** Email delivery is the only option available if you have not yet activated SMS.

7. Locate the email verification and retrieve the verification code.



8. Enter the **verification code** then click on the **right arrow** to continue. Installation and registration are now complete.



Registration

Register PIN

Enter your Verification Code

← 012848 →

4 / 4

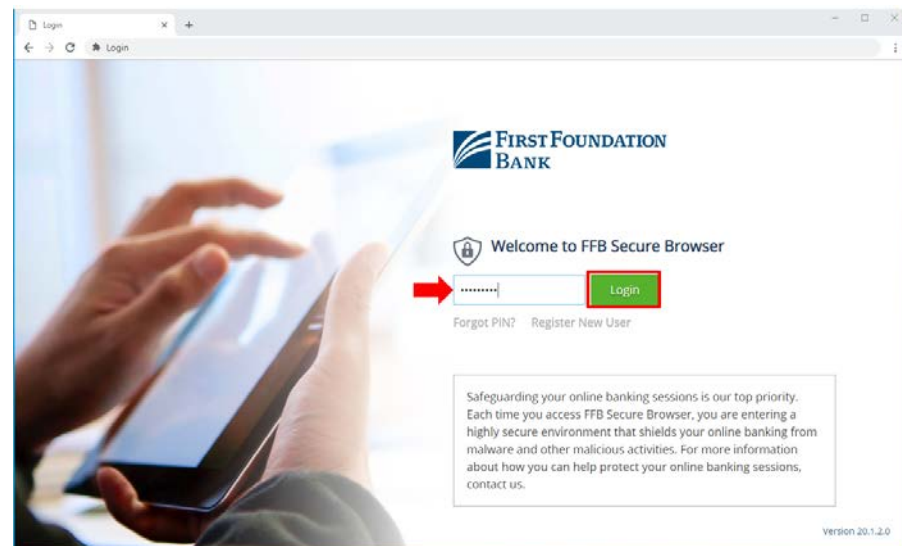

Version 20.1.2.0



## FFB Secure Browser – How to login

Login to the First Foundation Bank FFB Secure Browser to ensure the PIN created works properly. Client can use the FFB Secure Browser sight for all banking needs.

1. Locate the **First Foundation Bank FFB Secure Browser** on your Desktop. Click to open.
2. Enter the **6-12 PIN** you created to login and access your online services.

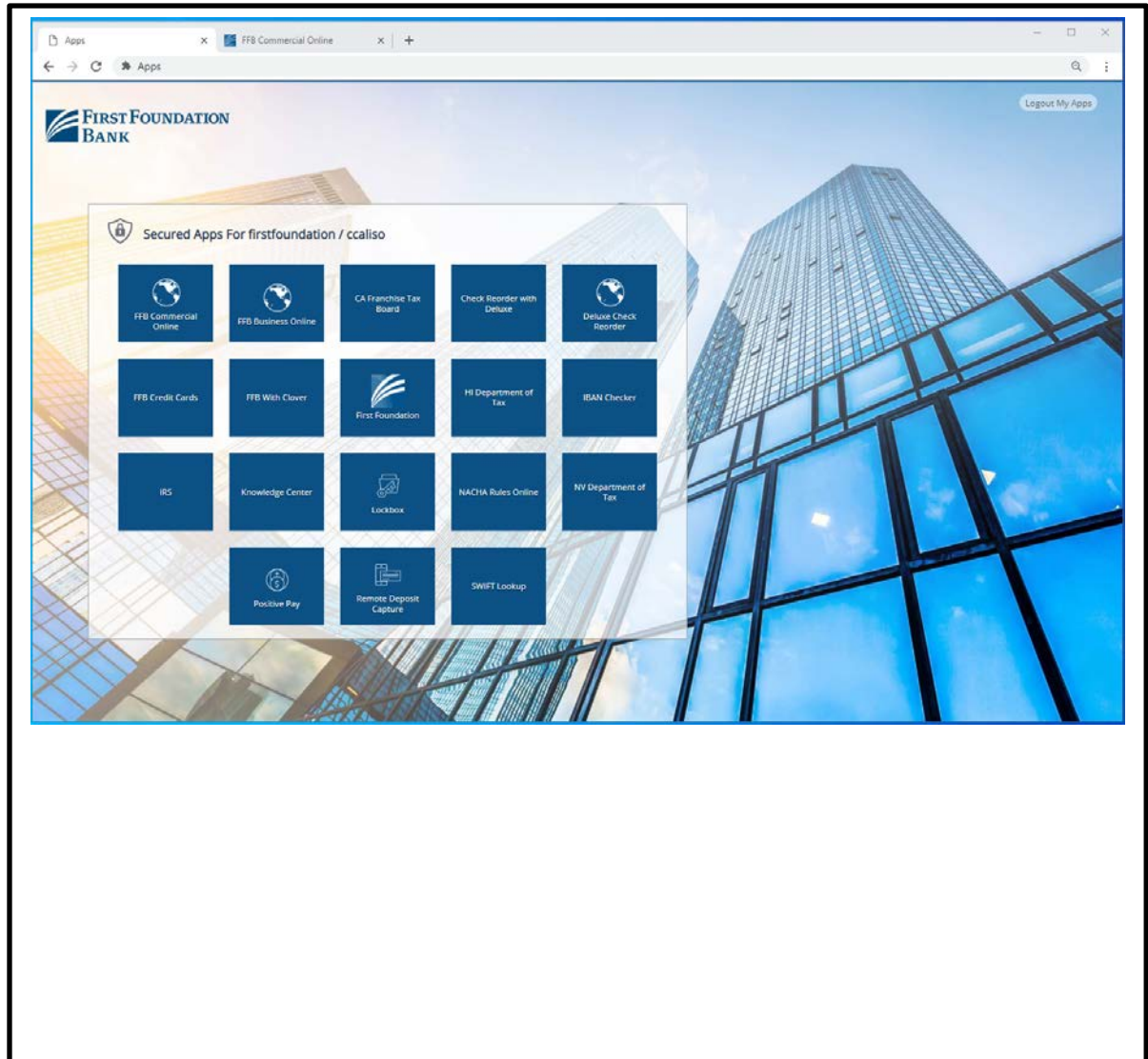


When you successfully log in with the FFB Secure Browser, you will arrive at the Secure Apps page where you can select the links to your services, including Business Online or Commercial Online where you will do most of your banking. Additional websites where you may also conduct your banking are available on the Secure Apps page.

Additional apps will be available if you have Positive Pay, Remote Deposit Capture, or Lockbox. (Bill Pay will be available Q1 2021)

Each service will open new tab in the browser.

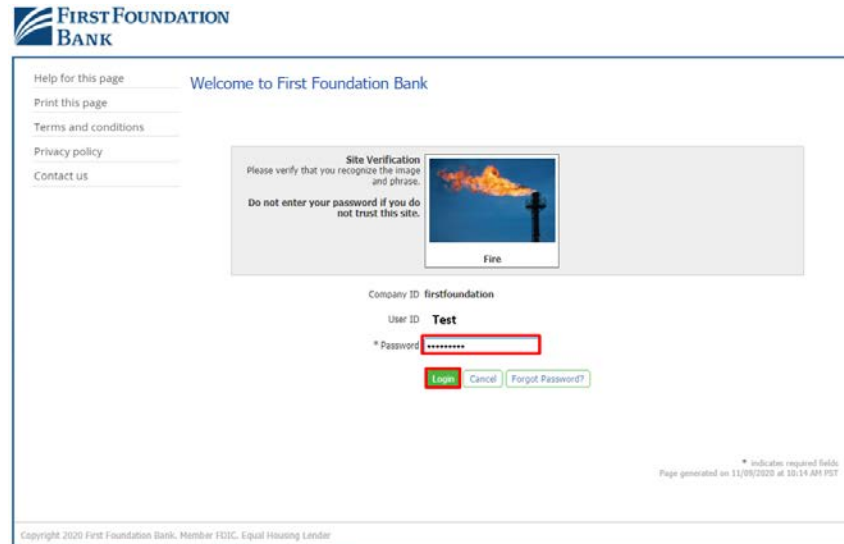

Select the X on the browser tab to close that app or select Logout My Apps from the main page to quit your entire session.



## FFB Desktop Token – How to Enable

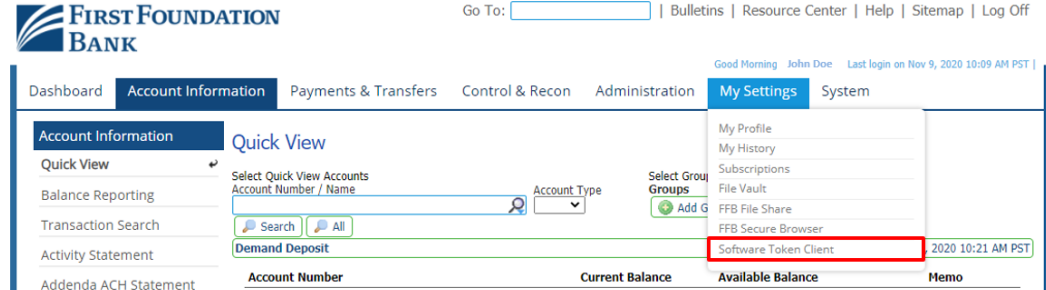
1. Login to First Foundation Bank, enter **Company ID** and **User ID** then click **Login**.

2. Enter your **Password** the click **Login**.  
**NOTE:** If you do not recognize the image selected either the Company ID is incorrect or User ID. Click **Cancel** to go back.



3. Select **My Settings** then click Software Token Client.

4. Select hyperlink **Click here to download Token Client** then click **Run** on the bottom prompt.



Go To:  | Bulletins | Resource Center | Help | Sitemap | Log Off

Good Morning John Doe Last login on Nov 9, 2020 10:09 AM PST |

Dashboard Account Information Payments & Transfers Control & Recon Administration **My Settings** System

**Account Information** Quick View

Quick View

Balance Reporting

Transaction Search

Activity Statement

Addenda ACH Statement

Select Quick View Accounts  
Account Number / Name

Account Type

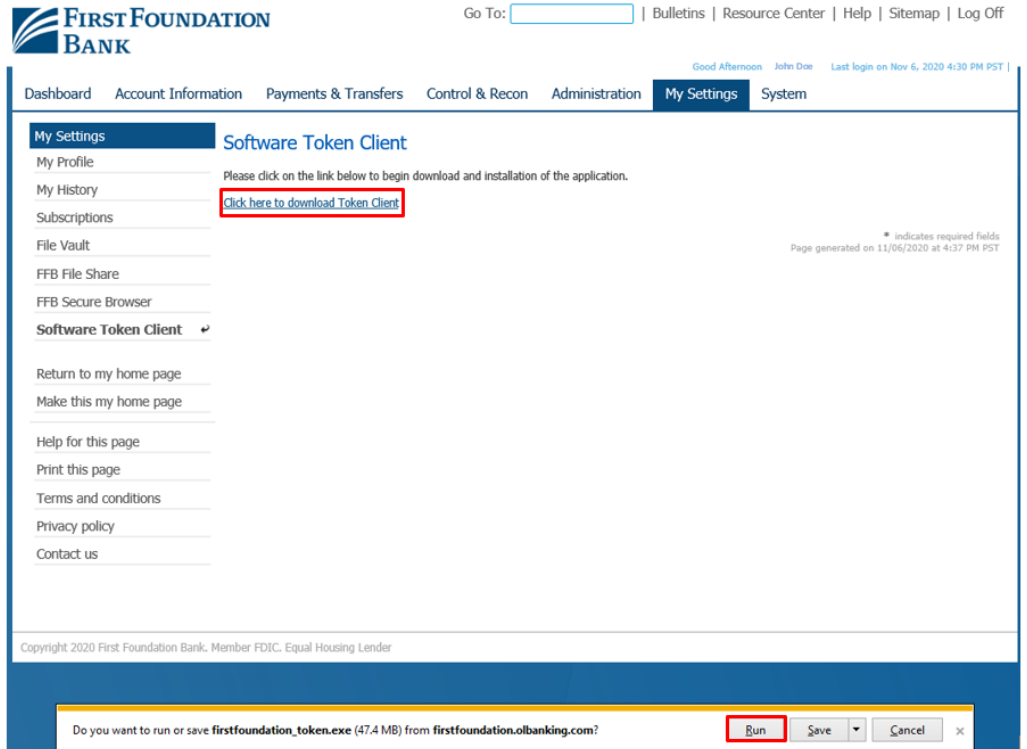
Select Group Groups  
Add G

Demand Deposit

2020 10:21 AM PST

Account Number Current Balance Available Balance Memo

My Profile  
My History  
Subscriptions  
File Vault  
FFB File Share  
FFB Secure Browser  
**Software Token Client**



Go To:  | Bulletins | Resource Center | Help | Sitemap | Log Off

Good Afternoon John Doe Last login on Nov 6, 2020 4:30 PM PST |

Dashboard Account Information Payments & Transfers Control & Recon Administration **My Settings** System

**My Settings** Software Token Client

My Profile

My History

Subscriptions

File Vault

FFB File Share

FFB Secure Browser

**Software Token Client**

Return to my home page

Make this my home page

Help for this page

Print this page

Terms and conditions

Privacy policy

Contact us

Please click on the link below to begin download and installation of the application.

[Click here to download Token Client](#)

\* indicates required fields  
Page generated on 11/06/2020 at 4:37 PM PST

Copyright 2020 First Foundation Bank. Member FDIC. Equal Housing Lender

Do you want to run or save firstfoundation\_token.exe (47.4 MB) from firstfoundation.olbanking.com? **Run** Save Cancel x

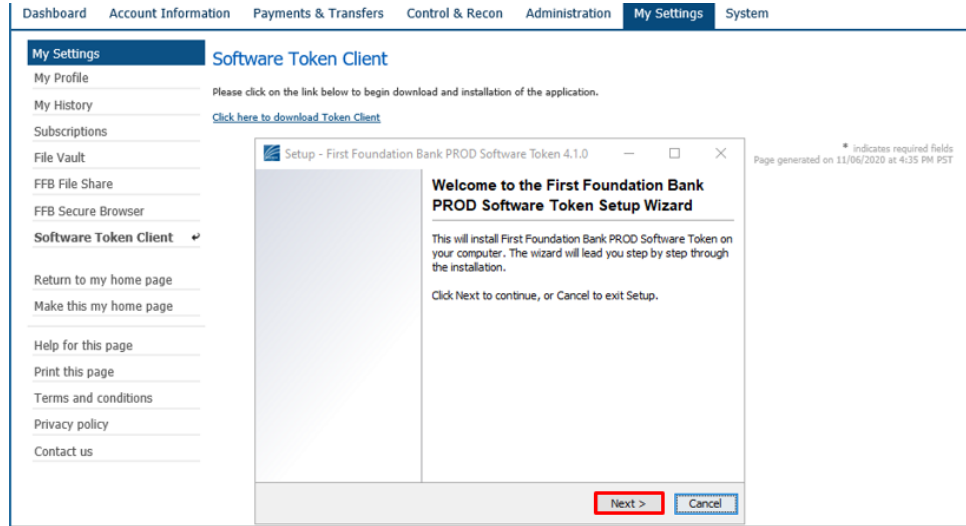
5. Click on **More Info** to expand.

This screenshot shows the 'Software Token Client' page in a web application. The page has a navigation bar with 'My Settings' selected. A sidebar on the left lists various settings. The main content area contains a link to download the application. A Windows security warning is displayed, stating 'Windows protected your PC' and 'Microsoft Defender SmartScreen prevented an unrecognized app from starting. Running this app might put your PC at risk.' The 'More info' link in the warning is highlighted with a red box. A 'Don't run' button is visible at the bottom right of the warning.

6. Click on **Run anyway**.

This screenshot is similar to the one above, showing the 'Software Token Client' page. The Windows security warning is present, but now includes details: 'App: firstfoundation\_token (!).exe' and 'Publisher: Fiserv, Inc.'. The 'Run anyway' button at the bottom right of the warning is highlighted with a red box.

7. When prompted click Next.



Dashboard Account Information Payments & Transfers Control & Recon Administration **My Settings** System

**My Settings** Software Token Client

My Profile Please click on the link below to begin download and installation of the application.  
My History [Click here to download Token Client](#)

Subscriptions

File Vault

FFB File Share

FFB Secure Browser

**Software Token Client** ▾

Return to my home page

Make this my home page

Help for this page

Print this page

Terms and conditions

Privacy policy

Contact us

Setup - First Foundation Bank PROD Software Token 4.1.0

**Welcome to the First Foundation Bank  
PROD Software Token Setup Wizard**

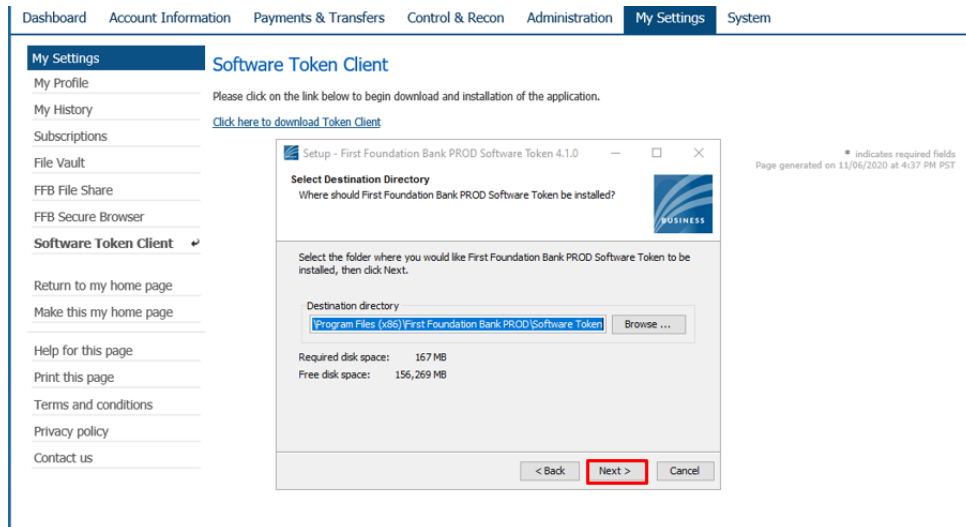
This will install First Foundation Bank PROD Software Token on your computer. The wizard will lead you step by step through the installation.

Click Next to continue, or Cancel to exit Setup.

Next > Cancel

\* indicates required fields  
Page generated on 11/06/2020 at 4:35 PM PST

8. Do **not** change the Destination directory click **Next**.



Dashboard Account Information Payments & Transfers Control & Recon Administration **My Settings** System

**My Settings** Software Token Client

My Profile Please click on the link below to begin download and installation of the application.  
My History [Click here to download Token Client](#)

Subscriptions

File Vault

FFB File Share

FFB Secure Browser

**Software Token Client** ▾

Return to my home page

Make this my home page

Help for this page

Print this page

Terms and conditions

Privacy policy

Contact us

Setup - First Foundation Bank PROD Software Token 4.1.0

**Select Destination Directory**  
Where should First Foundation Bank PROD Software Token be installed?

Select the folder where you would like First Foundation Bank PROD Software Token to be installed, then click Next.

Destination directory  
 Browse ...

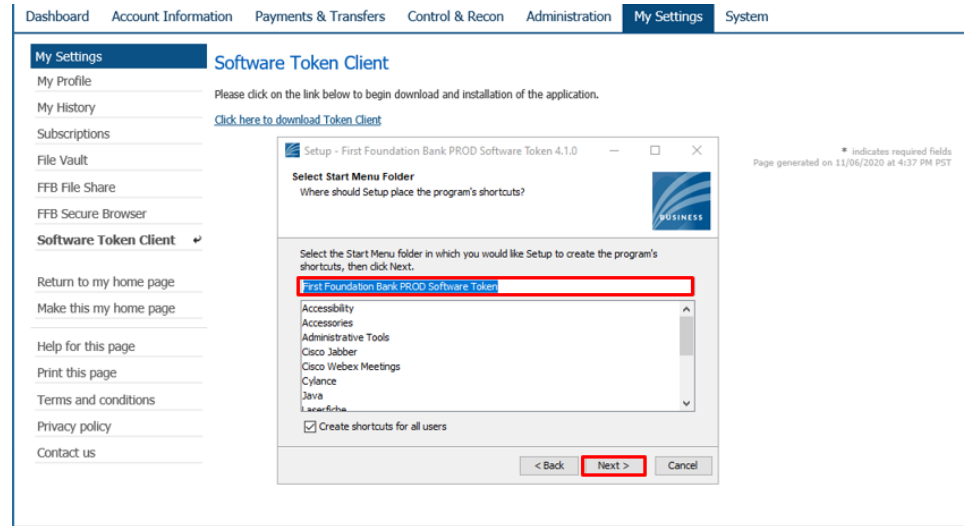
Required disk space: 167 MB  
Free disk space: 156,269 MB

< Back Next > Cancel

\* indicates required fields  
Page generated on 11/06/2020 at 4:37 PM PST

9. Search for **First Foundation Bank PROD Software Token** then click **Next**.

Allow for the installation to complete.



Dashboard Account Information Payments & Transfers Control & Recon Administration **My Settings** System

**My Settings** **Software Token Client**

My Profile Please click on the link below to begin download and installation of the application.  
My History [Click here to download Token Client](#)

Subscriptions  
File Vault  
FFB File Share  
FFB Secure Browser  
**Software Token Client** ▾

Return to my home page  
Make this my home page  
Help for this page  
Print this page  
Terms and conditions  
Privacy policy  
Contact us

Setup - First Foundation Bank PROD Software Token 4.1.0

**Select Start Menu Folder**  
Where should Setup place the program's shortcuts?

Select the Start Menu folder in which you would like Setup to create the program's shortcuts, then click Next.

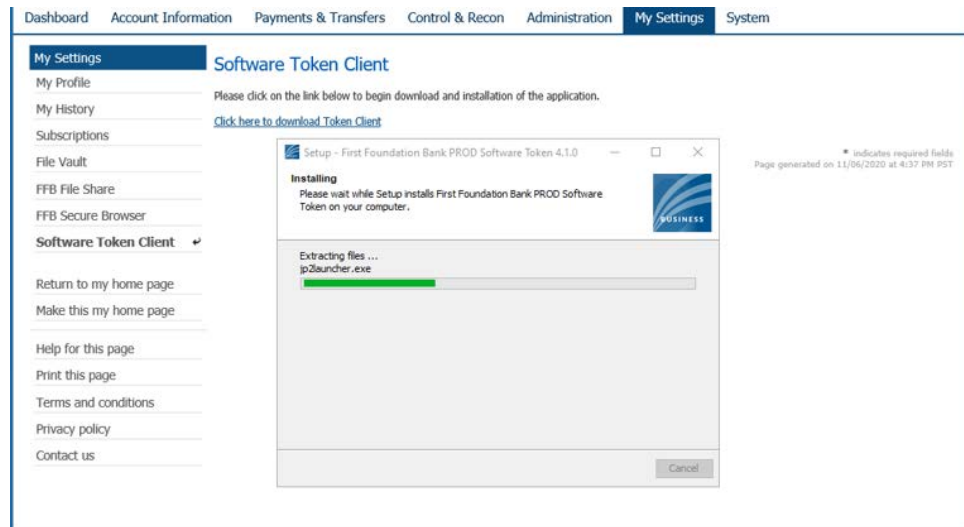
**First Foundation Bank PROD Software Token**

Accessibility  
Accessories  
Administrative Tools  
Cisco Jabber  
Cisco Webex Meetings  
Cylance  
Java  
Localizata

Create shortcuts for all users

< Back **Next >** Cancel

\* indicates required fields  
Page generated on 11/06/2020 at 4:37 PM PST



Dashboard Account Information Payments & Transfers Control & Recon Administration **My Settings** System

**My Settings** **Software Token Client**

My Profile Please click on the link below to begin download and installation of the application.  
My History [Click here to download Token Client](#)

Subscriptions  
File Vault  
FFB File Share  
FFB Secure Browser  
**Software Token Client** ▾

Return to my home page  
Make this my home page  
Help for this page  
Print this page  
Terms and conditions  
Privacy policy  
Contact us

Setup - First Foundation Bank PROD Software Token 4.1.0

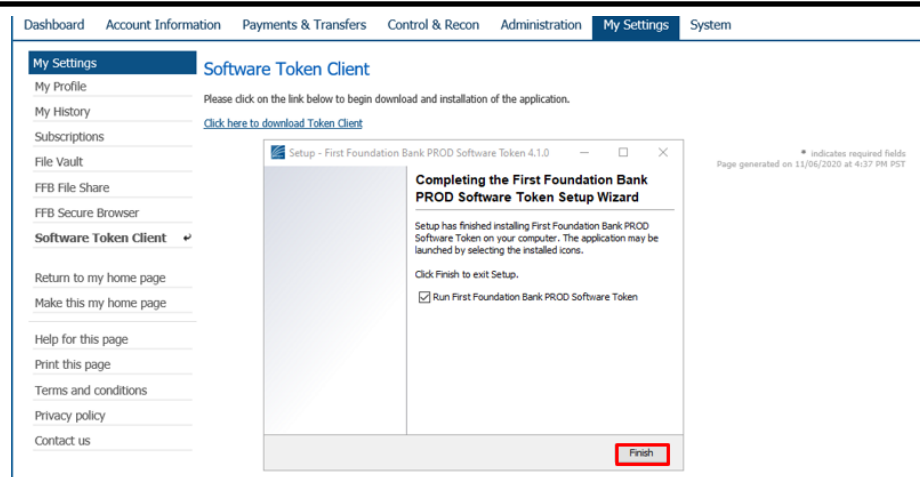
**Installing**  
Please wait while Setup installs First Foundation Bank PROD Software Token on your computer.

Extracting files ...  
jp2launcher.exe

Cancel

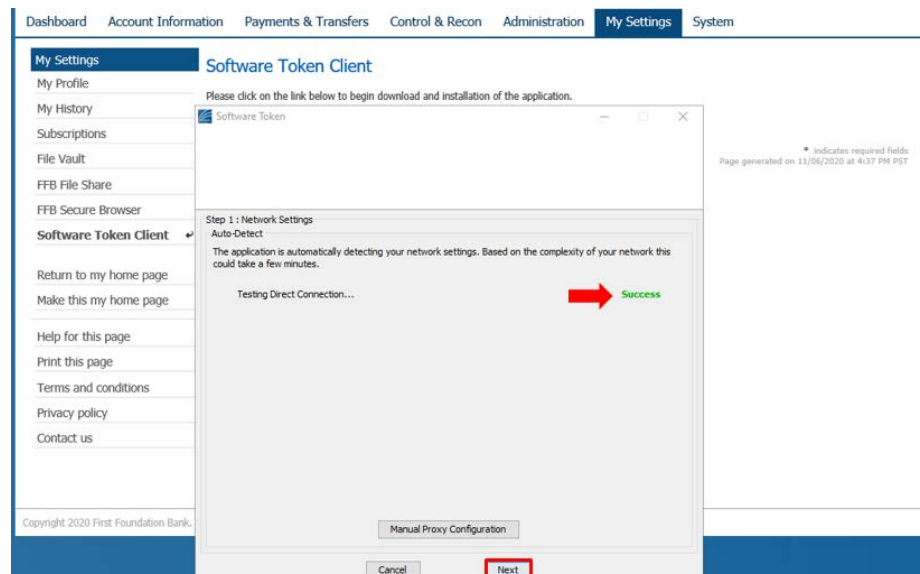
\* indicates required fields  
Page generated on 11/06/2020 at 4:37 PM PST

10. Click the box Run First Foundation Bank PROD Software Token the click **Finish**.



The screenshot shows the 'Software Token Client' setup wizard completion screen. The page title is 'Software Token Client' and the sub-header is 'Completing the First Foundation Bank PROD Software Token Setup Wizard'. The main content area contains the following text: 'Setup has finished installing First Foundation Bank PROD Software Token on your computer. The application may be launched by selecting the installed icons. Click Finish to exit Setup.' Below this text is a checkbox labeled 'Run First Foundation Bank PROD Software Token' which is checked. A red box highlights the 'Finish' button at the bottom right of the wizard window. The background page shows a navigation menu with 'My Settings' selected and a sidebar with various user options.

11. *Success* prompt will appear then click **Next**.



The screenshot shows the 'Software Token Client' network settings success prompt. The page title is 'Software Token Client' and the sub-header is 'Step 1: Network Settings Auto-Detect'. The main content area contains the following text: 'The application is automatically detecting your network settings. Based on the complexity of your network this could take a few minutes. Testing Direct Connection... Success'. A red arrow points to the 'Success' text. Below the main content area is a 'Manual Proxy Configuration' button and a 'Next' button highlighted with a red box. The background page shows the same navigation menu and sidebar as the previous screenshot.

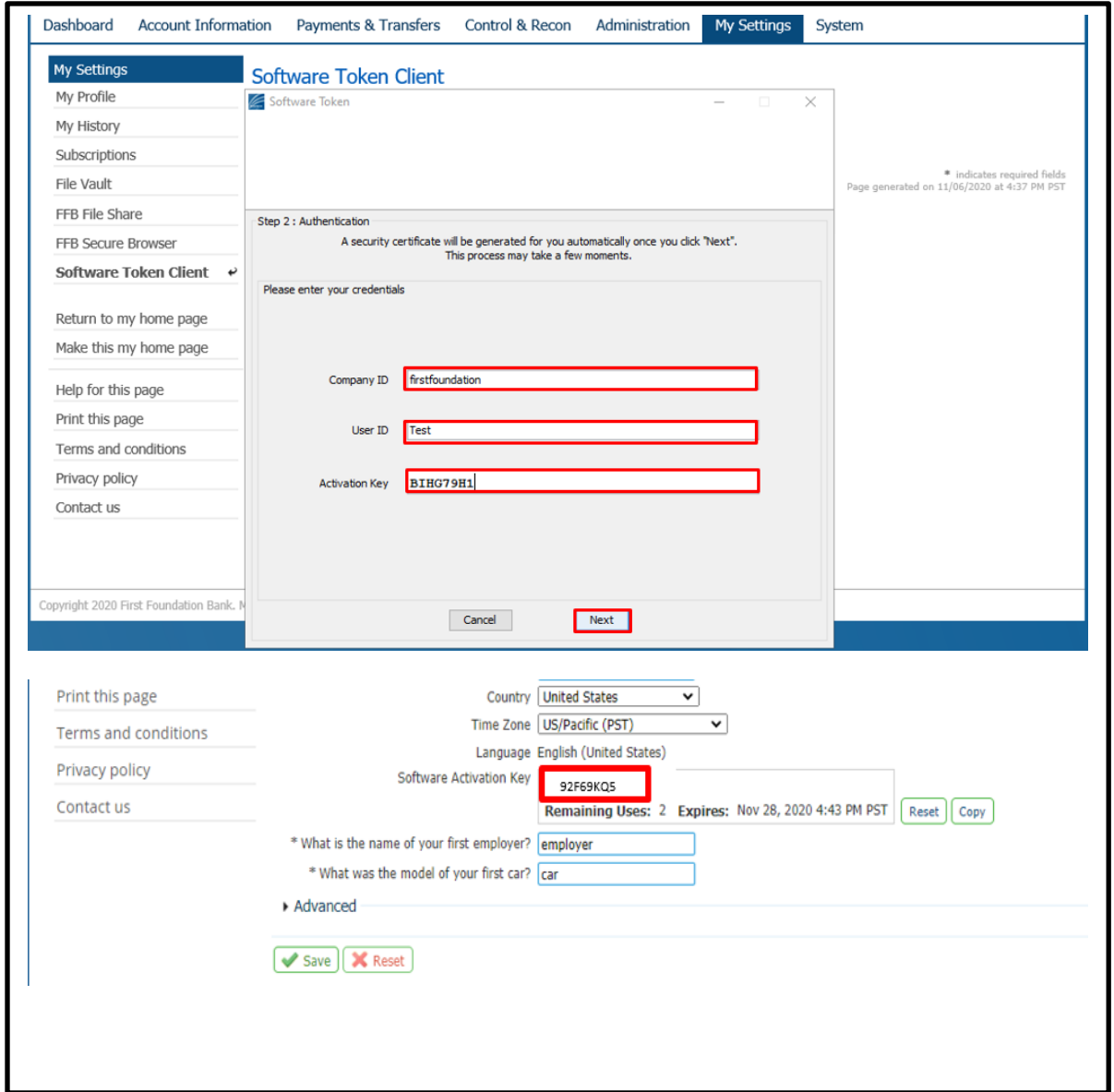


12. Enter Company ID, User ID and Activation Key.

Reminder:

**How to locate Activation Key?**

- a) Login to your online profile, click **My Settings** then select **My Profile**.
- b) Scroll down to **Software Activation Key** the key code will be inside the box.



Dashboard Account Information Payments & Transfers Control & Recon Administration My Settings System

My Settings Software Token Client

Software Token

\* indicates required fields  
Page generated on 11/06/2020 at 4:37 PM PST

Step 2 : Authentication  
A security certificate will be generated for you automatically once you click 'Next'.  
This process may take a few moments.

Please enter your credentials

Company ID firstfoundation

User ID Test

Activation Key B1BG79H1

Cancel Next

Print this page Country United States

Terms and conditions Time Zone US/Pacific (PST)

Privacy policy Language English (United States)

Contact us Software Activation Key 92F69KQ5

Remaining Uses: 2 Expires: Nov 28, 2020 4:43 PM PST Reset Copy

\* What is the name of your first employer? employer

\* What was the model of your first car? car

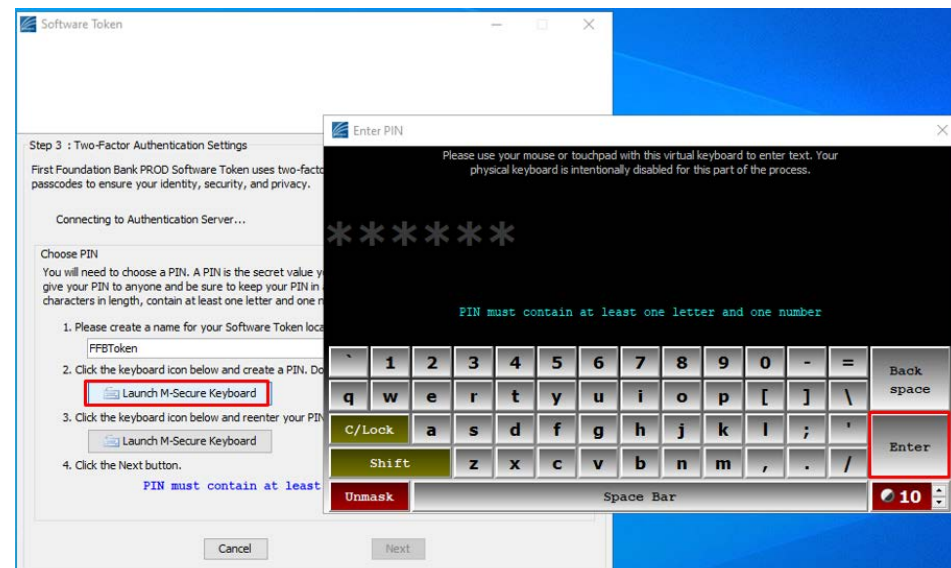
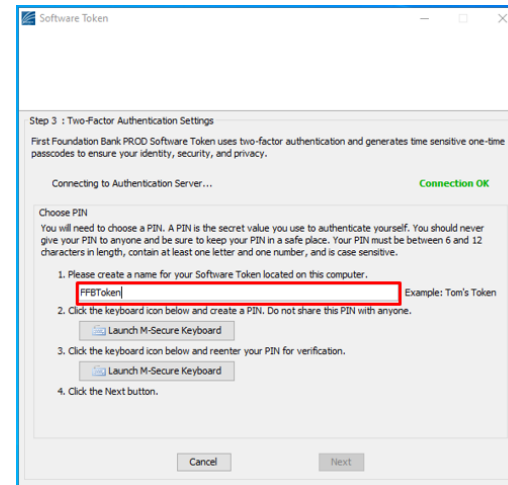
Advanced

Save Reset

13. on *step#1*. Enter your preferred name for this PC as the token name.

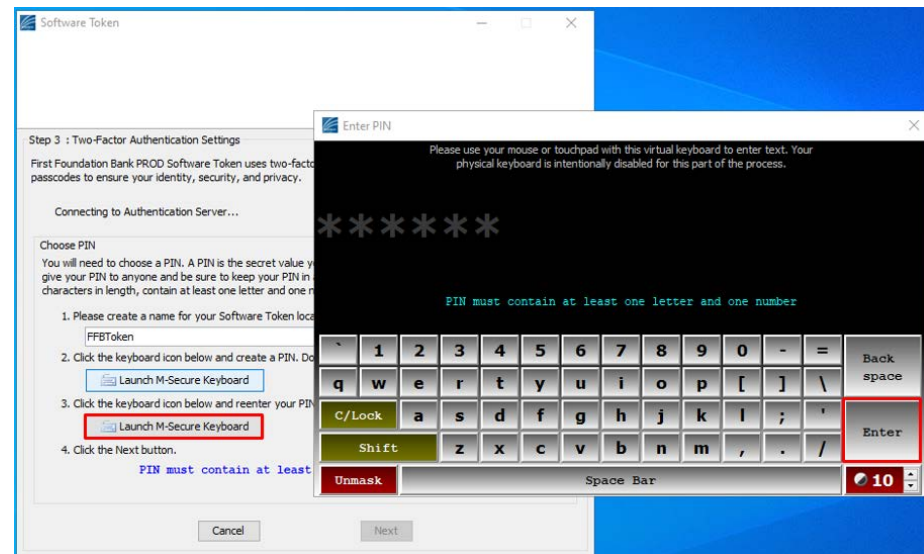
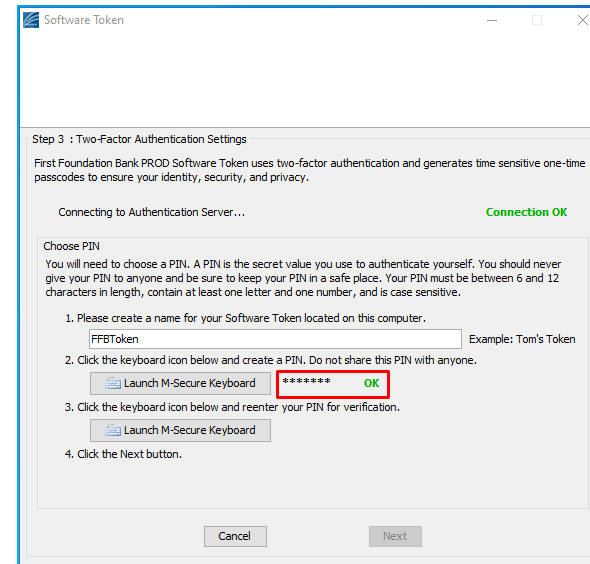
14. on *#2*. Click on **Launch M-Secure Keyboard** and a virtual keyboard will appear. Enter your **PIN code** that you created then click **Enter** on the virtual keyboard.

NOTE: You must use the virtual keyboard with your mouse or touchscreen not your physical keyboard.



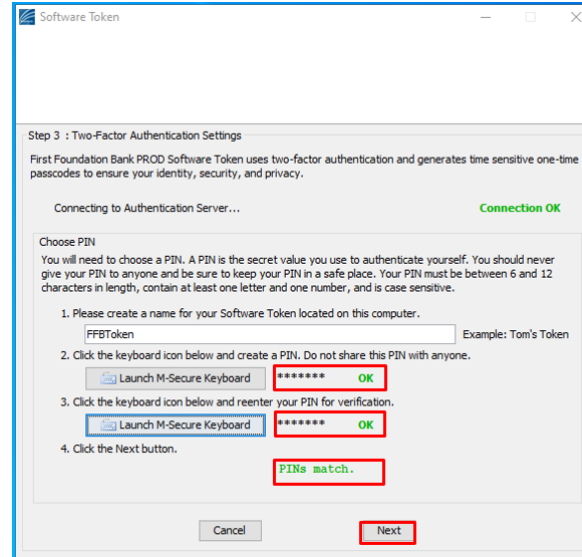
Asterisks and OK prompt will appear next to Launch M-Secure Keyboard once the password is entered successfully.

15. on #3. Select the second **Launch M-Secure Keyboard** and repeat the process. Re-enter the same **PIN** using the virtual keyboard, then click **Enter**.



16. Once all three steps are completed a notification that both PIN's match will appear then click **next**.

17. Enter the answer to your security questions, then click **Next**



Software Token

Step 3 : Two-Factor Authentication Settings

First Foundation Bank PROD Software Token uses two-factor authentication and generates time sensitive one-time passcodes to ensure your identity, security, and privacy.

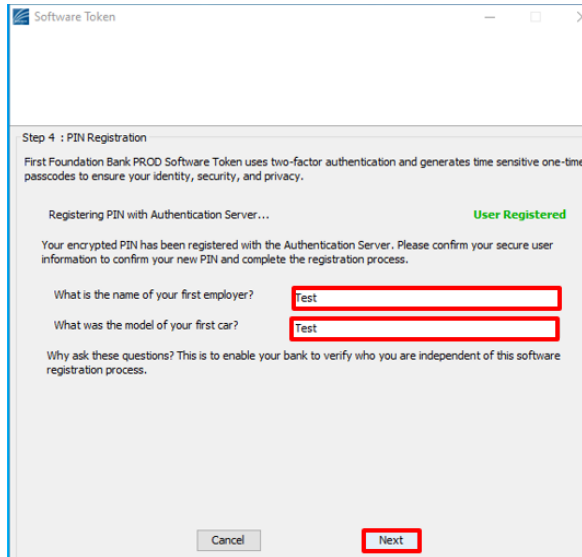
Connecting to Authentication Server... Connection OK

Choose PIN

You will need to choose a PIN. A PIN is the secret value you use to authenticate yourself. You should never give your PIN to anyone and be sure to keep your PIN in a safe place. Your PIN must be between 6 and 12 characters in length, contain at least one letter and one number, and is case sensitive.

1. Please create a name for your Software Token located on this computer.  
FFBToken Example: Tom's Token
2. Click the keyboard icon below and create a PIN. Do not share this PIN with anyone.  
Launch M-Secure Keyboard \*\*\*\*\* OK
3. Click the keyboard icon below and reenter your PIN for verification.  
Launch M-Secure Keyboard \*\*\*\*\* OK
4. Click the Next button.  
PINs match.

Cancel Next



Software Token

Step 4 : PIN Registration

First Foundation Bank PROD Software Token uses two-factor authentication and generates time sensitive one-time passcodes to ensure your identity, security, and privacy.

Registering PIN with Authentication Server... User Registered

Your encrypted PIN has been registered with the Authentication Server. Please confirm your secure user information to confirm your new PIN and complete the registration process.

What is the name of your first employer?

What was the model of your first car?

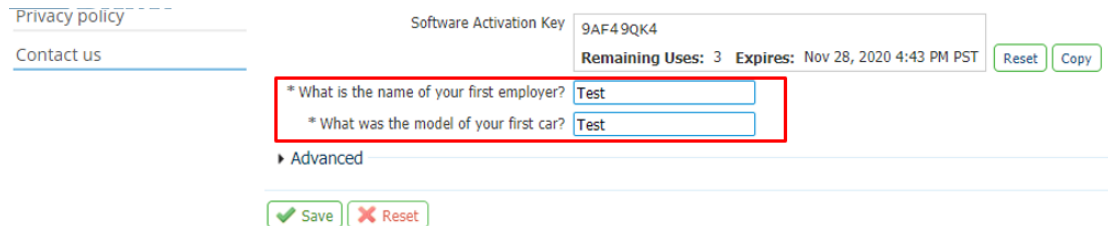
Why ask these questions? This is to enable your bank to verify who you are independent of this software registration process.

Cancel Next

### How to locate security questions?

- Login to your online profile, click **My Settings** then select **My Profile**.
- Scroll down and both security questions and answers will be listed.
- If unable to locate, contact your company admin or First Foundation Bank.

Once you successfully setup the FFB Desktop Token, it will be ready to use. This is the opening Screen.

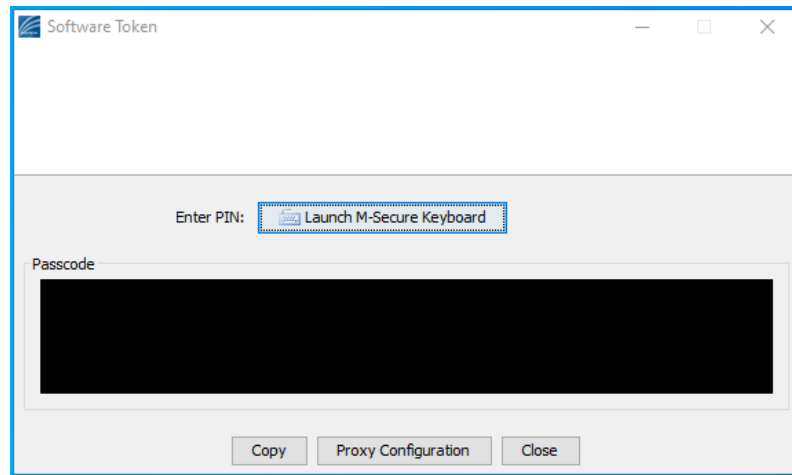


Privacy policy -----  
Contact us -----

Software Activation Key 9AF49QK4  
Remaining Uses: 3 Expires: Nov 28, 2020 4:43 PM PST

\* What is the name of your first employer?   
\* What was the model of your first car?

Advanced



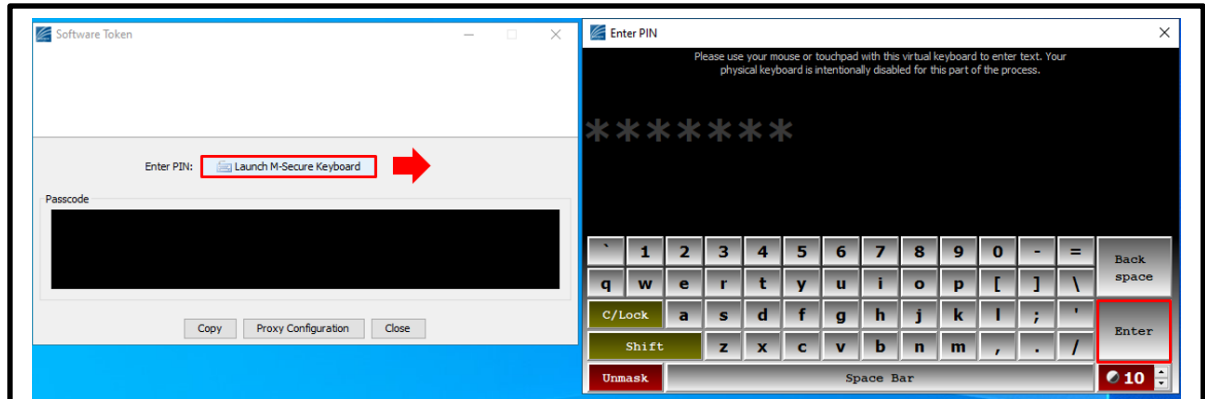
Software Token

Enter PIN:

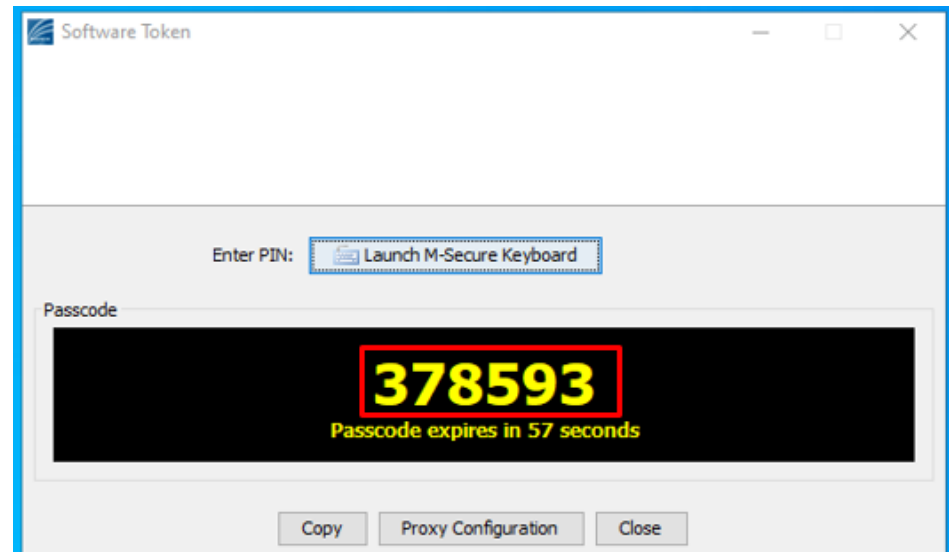
Passcode

## FFB Desktop Token – How to Use and Generate a Passcode

1. Click on Launch M-Secure Keyboard and enter the PIN you created.



2. Notate the Passcode

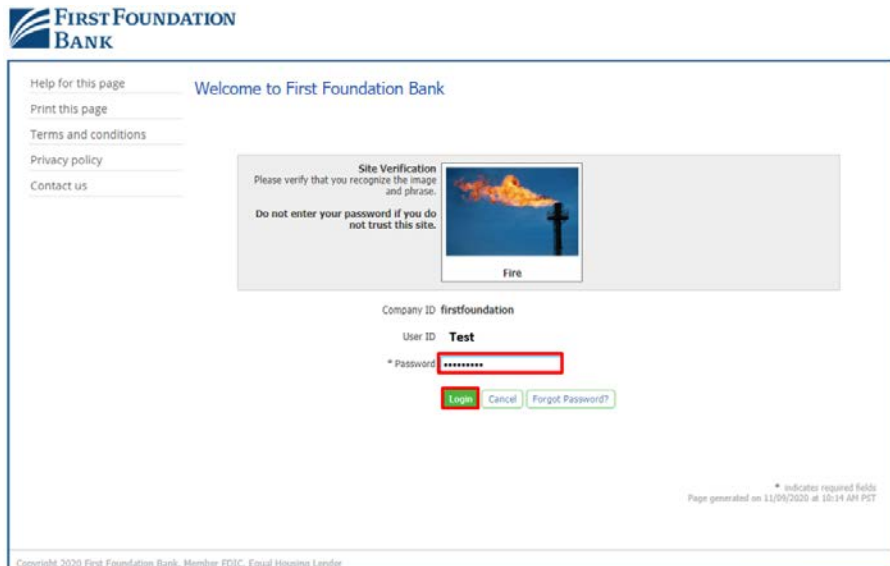
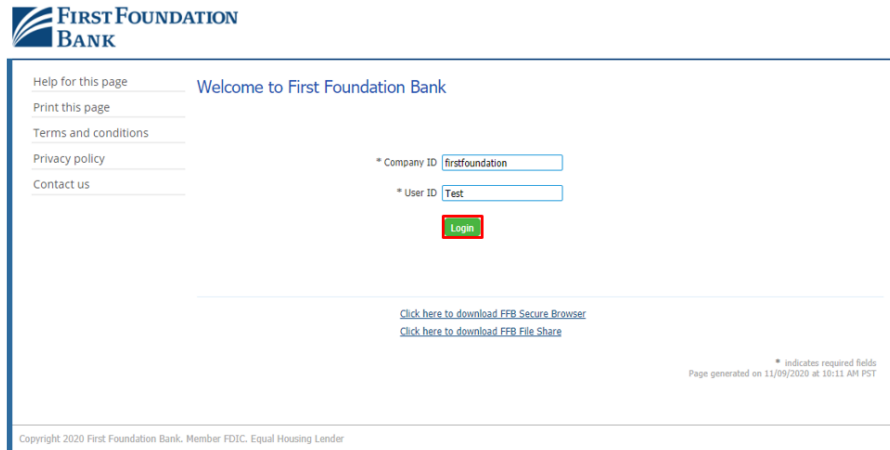


## SMS - Registration

1. Login to First Foundation Bank, enter **Company ID** and **User ID** then click **Login**.

2. Enter your **Password or PIN** then click **Login**.

**NOTE:** If you do not recognize the image selected either the Company ID is incorrect or User ID. Click Cancel to go back.



3. Select **My Settings** then click **My Profile**.

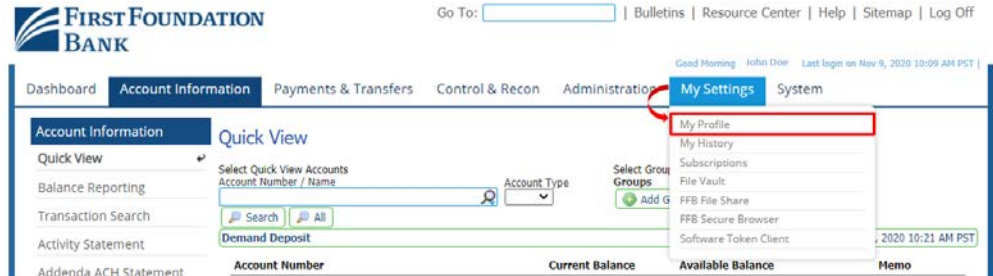
4. Check the box for **Enable SMS Messages & Terms and Conditions**. Enter your cell phone number under **Message Enabled Cell Phone Number**. Click **Save**.

5. You will receive a text message: "FFB Alerts. Msg&data rates may apply. Please respond 'FFB ENROLL (Your 6 digit code)' to subscribe. Reply 'FFB HELP' for help."

6. Reply back to the text message with FFB ENROLL (Your 6 digit code) to finish enrollment.

7. Once enrolled, you may opt in for SMS notifications under My Settings>Subscriptions

- o *Out of Band preferences can be updated under the Out of Bank Authorization subscription.*



Go To:  | Bulletins | Resource Center | Help | Sitemap | Log Off

Good Morning John Doe Last login on Nov 9, 2020 10:09 AM PST

Dashboard Account Information Payments & Transfers Control & Recon Administration **My Settings** System

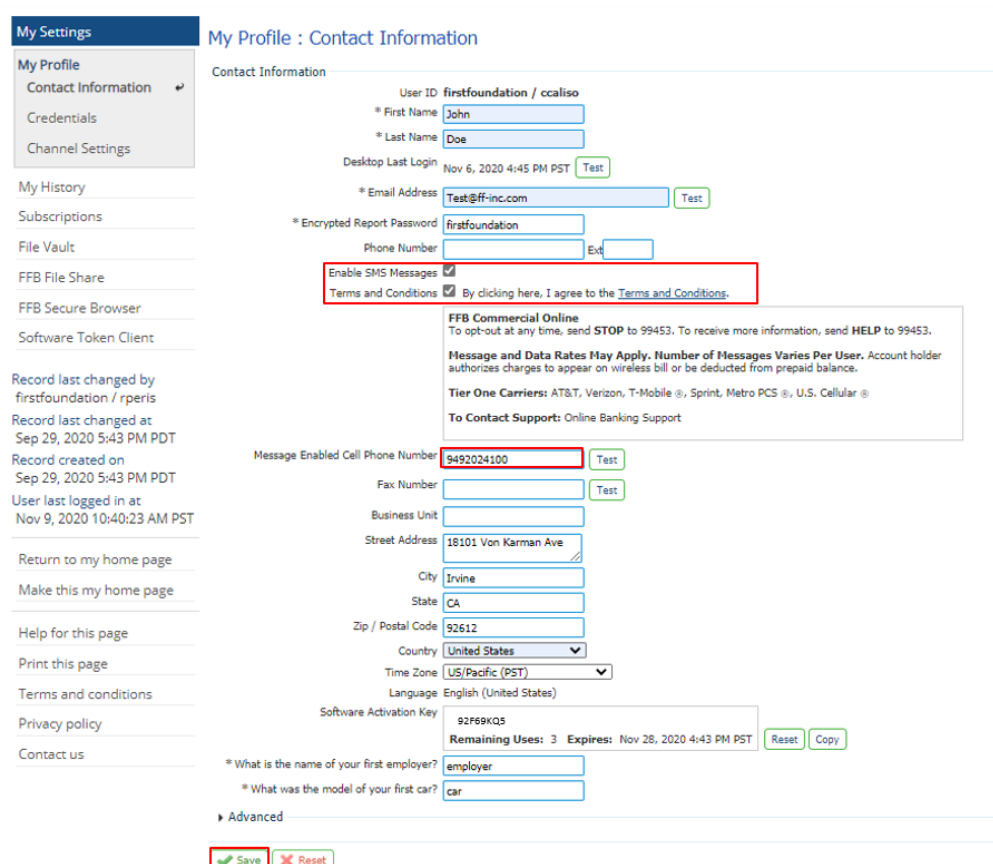
**Account Information** Quick View

Select Quick View Accounts  
Account Number / Name Account Type Select Group Groups  
Add G

Search All  
Demand Deposit

Account Number	Current Balance	Available Balance	Memo

My Profile  
My History  
Subscriptions  
File Vault  
FFB File Share  
FFB Secure Browser  
Software Token Client  
2020 10:21 AM PST



**My Settings** My Profile : Contact Information

My Profile  
Contact Information  
Credentials  
Channel Settings

My History  
Subscriptions  
File Vault  
FFB File Share  
FFB Secure Browser  
Software Token Client

Record last changed by firstfoundation / rperis  
Record last changed at Sep 29, 2020 5:43 PM PDT  
Record created on Sep 29, 2020 5:43 PM PDT  
User last logged in at Nov 9, 2020 10:40:23 AM PST

Return to my home page  
Make this my home page

Help for this page  
Print this page  
Terms and conditions  
Privacy policy  
Contact us

Contact Information

User ID firstfoundation / ccaliso  
\* First Name John  
\* Last Name Doe  
Desktop Last Login Nov 6, 2020 4:45 PM PST Test  
\* Email Address Test@ff-inc.com Test  
\* Encrypted Report Password firstfoundation  
Phone Number Ext

Enable SMS Messages   
Terms and Conditions  By clicking here, I agree to the Terms and Conditions.

FFB Commercial Online  
To opt-out at any time, send STOP to 99453. To receive more information, send HELP to 99453.  
Message and Data Rates May Apply. Number of Messages Varies Per User. Account holder authorizes charges to appear on wireless bill or be deducted from prepaid balance.  
Tier One Carriers: AT&T, Verizon, T-Mobile, Sprint, Metro PCS, U.S. Cellular  
To Contact Support: Online Banking Support

Message Enabled Cell Phone Number 9492024100 Test  
Fax Number Test  
Business Unit  
Street Address 18101 Von Karman Ave  
City Irvine  
State CA  
Zip / Postal Code 92612  
Country United States  
Time Zone US/Pacific (PST)  
Language English (United States)  
Software Activation Key 92F69K05  
Remaining Uses: 3 Expires: Nov 28, 2020 4:43 PM PST Reset Copy

\* What is the name of your first employer? employer  
\* What was the model of your first car? car

Advanced

Save Reset



## FFB Business Mobile & FFB Business Token – Where to Download

### Minimum Requirements

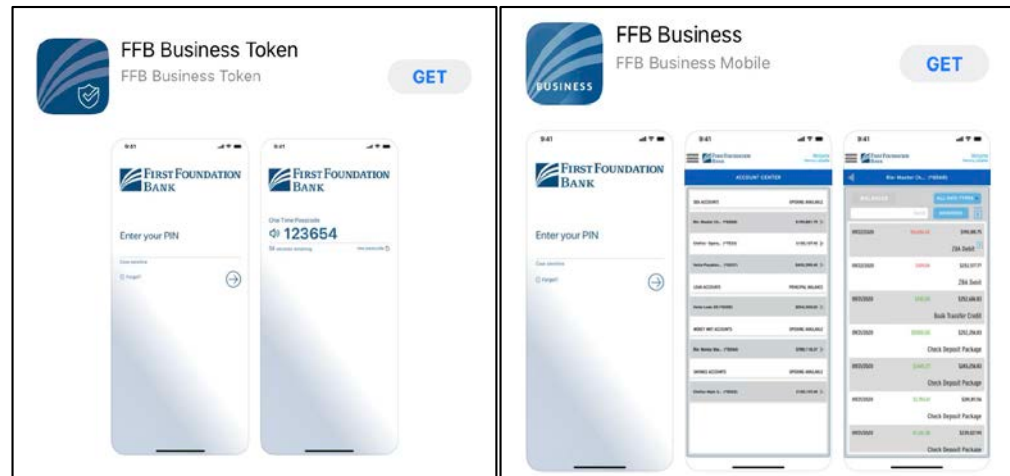
1. Go to the Apple App Store or the Google Play store and search for “First Foundation Bank” or:
  - **FFB Business Token**
  - **FFB Business**
2. Download and install the Apps

### Apple / iOS

- iPads and iPhones running iOS 10 or newer
- Note that only the most recent major iOS release is supported. For example, if the last version of iOS 10 were 10.3.3, iOS 10.2 would not be supported

### Google / Android

- OS 5 or newer
- 1.2 GHz dual core Chip or better
- 1 GB or more of RAM



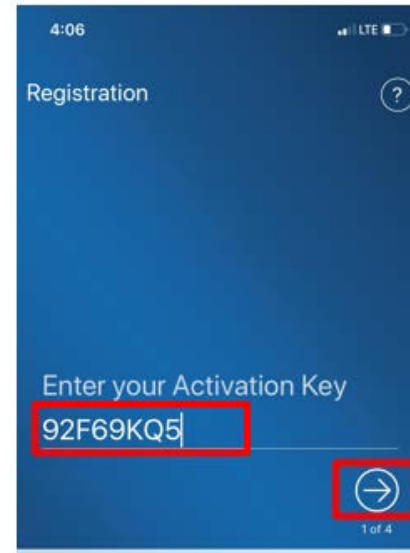
## FFB Business Mobile & FFB Business Token – How to Register and Activate

The Activation process is the same for the Banking App and the Token.

1. Open the token app, and you will be prompted to **Enter Your Activation Key**. Click the **right arrow** after activation key is entered.

### How to locate Activation Key?

- c) Login to your online profile, click **My Settings** then select **My Profile**.
- d) Scroll down to **Software Activation Key** the key code will be inside the box.



Help for this page  
Print this page  
Terms and conditions  
Privacy policy  
Contact us

State   
Zip / Postal Code   
Country   
Time Zone   
Language   
Software Activation Key   
Remaining Uses: 2 Expires: Nov 28, 2020 4:43 PM PST

\* What is the name of your first employer?   
\* What was the model of your first car?

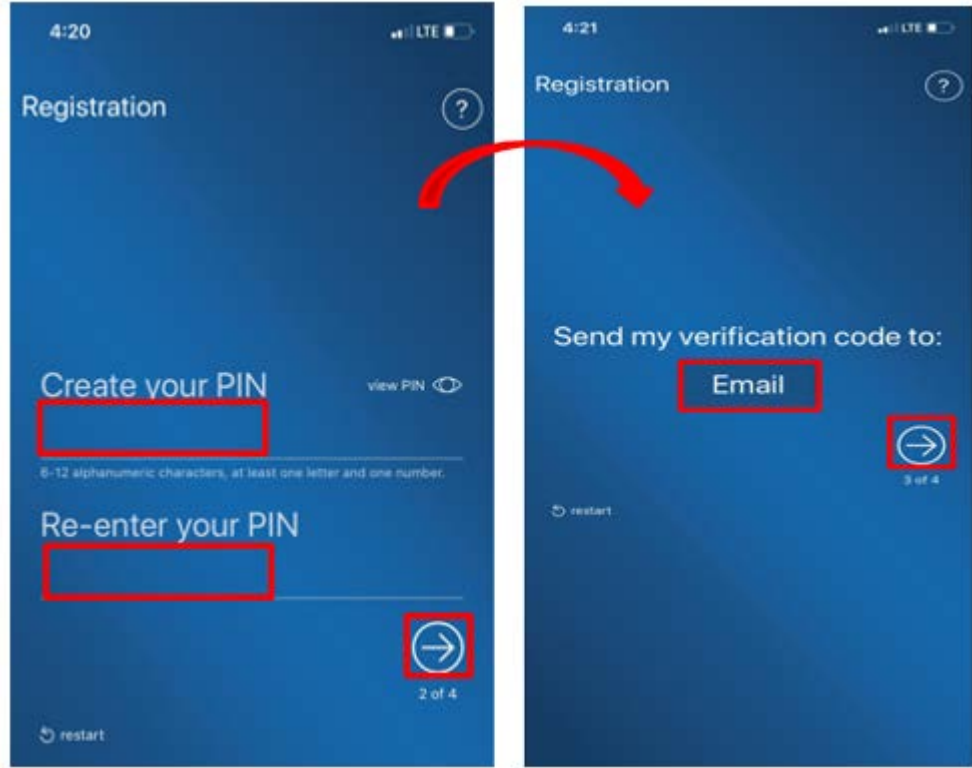
▶ Advanced

2. Create your PIN and re-enter. Click the **right arrow**.

3. Retrieve verification code via email (or SMS if enabled) and select the **right arrow** to continue.

(Only select SMS if you know that you have already enrolled to SMS Text)

4. Locate the email and retrieve the verification code.



4:20 Registration ?

Create your PIN view PIN

6-12 alphanumeric characters, at least one letter and one number.

Re-enter your PIN

2 of 4

4:21 Registration ?

Send my verification code to:

Email

3 of 4

restart

noreply-onlinebanking@ff-inc.com <firstfoundation@olbanking.com> Carlos Calso 4:21 PM

FFB Alerts: User Verification Request

Click here to download pictures. To help protect your privacy, Outlook prevented automatic download of some pictures in this message.

Phish Alert + Get more apps

User Verification Request

Report Date/Time 11/09/2020 16:21:18 PST

Your user verification code is 053450. If you did not attempt to register this device please contact customer support.

5. Enter the **verification code** then click on the **right arrow**. Success prompt will appear. Your registration is complete.

